

Technical Data Sheet



Iceotope KUL AI G293-S45




Performance Optimized



Operationally Efficient



Highly Scalable



Increased Hardware Stability



Sealed and Protected



Near Silence Operation

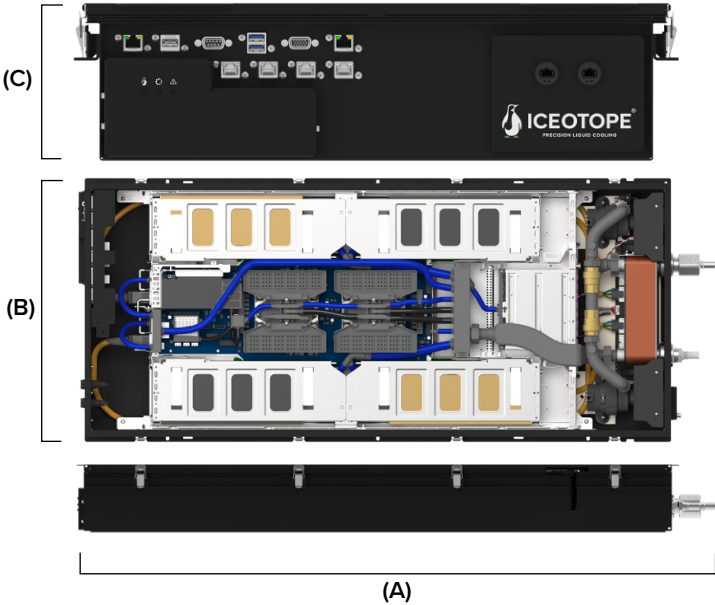


Environmental Sustainability



Cost Effective

This datasheet provides detailed specifications relating to a Gigabyte G293-S45 immersion ready server configured and integrated into an Iceotope KUL AI rack mountable Iceotope Liquid Cooled enclosure. Compatible with Iceotope KUL AI Platform infrastructure. See KUL AI Platform Data Sheet for more information on rack integration. Contact our sales team with your server configuration requirements.




Dimensions and Weight	
Length (A)	47.6" / 121 cm
Width (B)	21" / 53 cm
Height (C)	3U / 13.5 cm
Installed weight (NET max)*	221 lbs / 100kg
Packaged weight (GROSS max)*	221 lbs / 100 kg
Packaged Dimensions	L54"/136cm / W25"/64cm / H24"/62cm

Each KUL AI server is supplied pre-integrated and packaged as shown. Complete with accompanying hoses, brackets, rails and other ancillaries required for simple rack integration. Dielectric fluid is provided separately.



Power	
AC Input type and max quantity (A+B)	C20 x 2
AC Input voltage	220-240V AC 1ph
AC Input frequency	50-60Hz
Maximum configured power of G293-S45 + KUL AI (hi-spec config)	4.3 kW

Cooling Requirements	
TCS Flow rate per enclosure	2.4 US Gal.pm / 9 Lpm
Maximum TCS inlet temperature	104 °F / 40 °C
TCS fluid compatibility	PGM / EGM / water + inhibitor pack
Max rated TCS system pressure	4.4 bar(g) / 64 PSI(g)
Dielectric Fluid Qty (max)	6 US Gal. / 27 L




Iceotope believes the information in this Data Sheet to be accurate; however, Iceotope does not make any representation or warranty, express or implied, as to the accuracy or completeness of any such information and shall have no liability for the consequences of the use of such information. This Data Sheet and its contents does not constitute an order by Iceotope to sell any product. An order is made only by a quotation provided by Iceotope. The terms of sale and technical specifications in such quotation may vary from those set forth in this Data Sheet. Iceotope's acceptance of any order shall be in Iceotope's sole discretion, and all quotations and sales are subject to Iceotope's Terms and Conditions.

Technical Data Sheet



Iceotope KUL AI G293-S45



The server integrated in the Iceotope enclosure is connected to the IO ports on the front panel. Iceotope BMC (C) can be interrogated using a standard Redfish Compliant interface.

Monitoring and Management	
KUL AI Ports (A)	1x Gb RJ45 + 1x USB 3.0
Server Basic Ports (B)	1x 1Gb RJ45 + 1x USB 3.2 + 1xVGA
High Speed Networking Ports (C)(D)	4 x 10Gb RJ45 + 4 x QSFP28 or 4 x SFP28
Monitoring interface options	Redfish web-based interface
Integral server specific monitoring	Full access to Gigabytes onboard BMC monitoring functionality
Iceotope Liquid Cooling system specific monitoring	Pump health, pump rpm and power, fluid fill level, temperature

Any existing DCIM/BMS can use standard commands to run alerting based on Iceotope metrics. Iceotope and Server BMC can also be accessed via the same interface. This simplifies the integration with a DCIM/BMS program.

Enhanced Iceotope Liquid Cooled System Redundancy

Incorporates dual power inlet + 2x enhanced-spec pumps

Enhanced Scalability Package

Dielectric fluid fill level, coolant temps, enhanced pump metrics and reporting

Enhanced Serviceability Package

Removable chassis hoses + slide rails for ease of in-rack servicing

Regulatory Compliance

Iceotope products are stringently engineered in accordance with relevant regional standards. Further detail on request.



Warranty

Iceotope offers a comprehensive three year parts and labour warranty. Further detail on request.

Iceotope believes the information in this Data Sheet to be accurate; however, Iceotope does not make any representation or warranty, express or implied, as to the accuracy or completeness of any such information and shall have no liability for the consequences of the use of such information. This Data Sheet and its contents does not constitute an order by Iceotope to sell any product. An order is made only by a quotation provided by Iceotope. The terms of sale and technical specifications in such quotation may vary from those set forth in this Data Sheet. Iceotope's acceptance of any order shall be in Iceotope's sole discretion, and all quotations and sales are subject to Iceotope's Terms and Conditions.